



DEPARTMENT OF STATISTICS MALAYSIA



PRESS RELEASE
STATISTICS ON CAUSES OF DEATH, MALAYSIA, 2014

DEATHS

There were 150.3 thousand deaths recorded in 2014. This total increased by 5.7 per cent (8.1 thousand) as compared to 2013 (142.2 thousand). The crude death rate increased to 4.9 compared to 4.7 per 1,000 population in 2013.

The number of deaths by sex in 2014 showed 57.6 per cent (86.5 thousand) males and 42.4 per cent (63.8 thousand) females. The number of medically certified deaths was 51.5 per cent (77.4 thousand) of the total deaths.

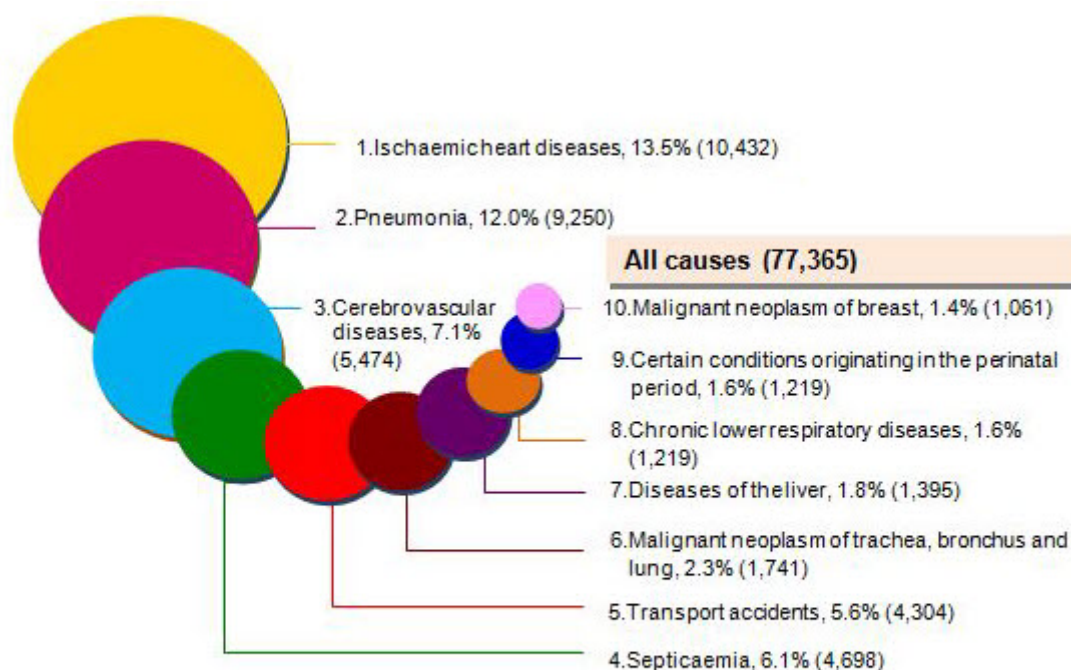
PRINCIPAL CAUSES OF DEATH

Ischemic heart diseases or heart diseases remains as a principal cause of death for the last ten years, from 2005 to 2014.

In 2014, the number of deaths due to ischaemic heart diseases recorded the highest percentage in Malaysia of 13.5 per cent, followed by pneumonia (12.0%), cerebrovascular diseases (7.1%), septicaemia (6.1%) and transport accidents (5.6%).

Ischemic heart diseases was also ranked first for causes of death of all states in Malaysia except Kedah, Pahang, Sabah and W.P. Putrajaya in 2014.

Diagram 1: Ten principal causes of death, Malaysia, 2014



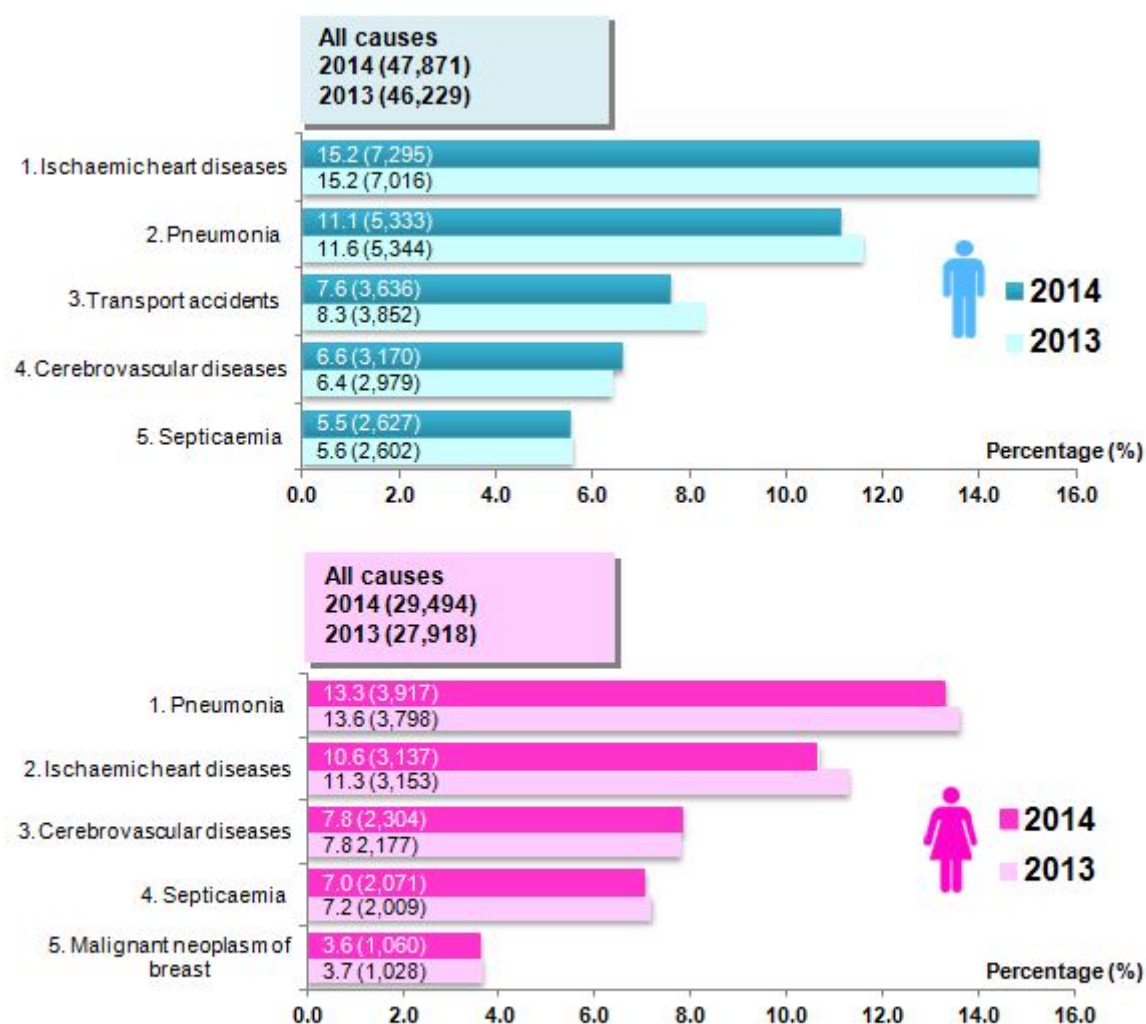
Notes:

- The statistics are based on the medically certified causes of death.
- Values in () shows the number of deaths.

PRINCIPAL CAUSES OF DEATH BY SEX

The number of deaths due to ischemic heart diseases recorded the highest percentage for males (15.2%). Meanwhile, the number of deaths due to pneumonia recorded the highest percentage for females (13.3%). However, the ranking of the five principal causes of death for males and females in 2014 remained unchanged from 2013.

Diagram 2: Five principal causes of death by sex, Malaysia, 2013 and 2014



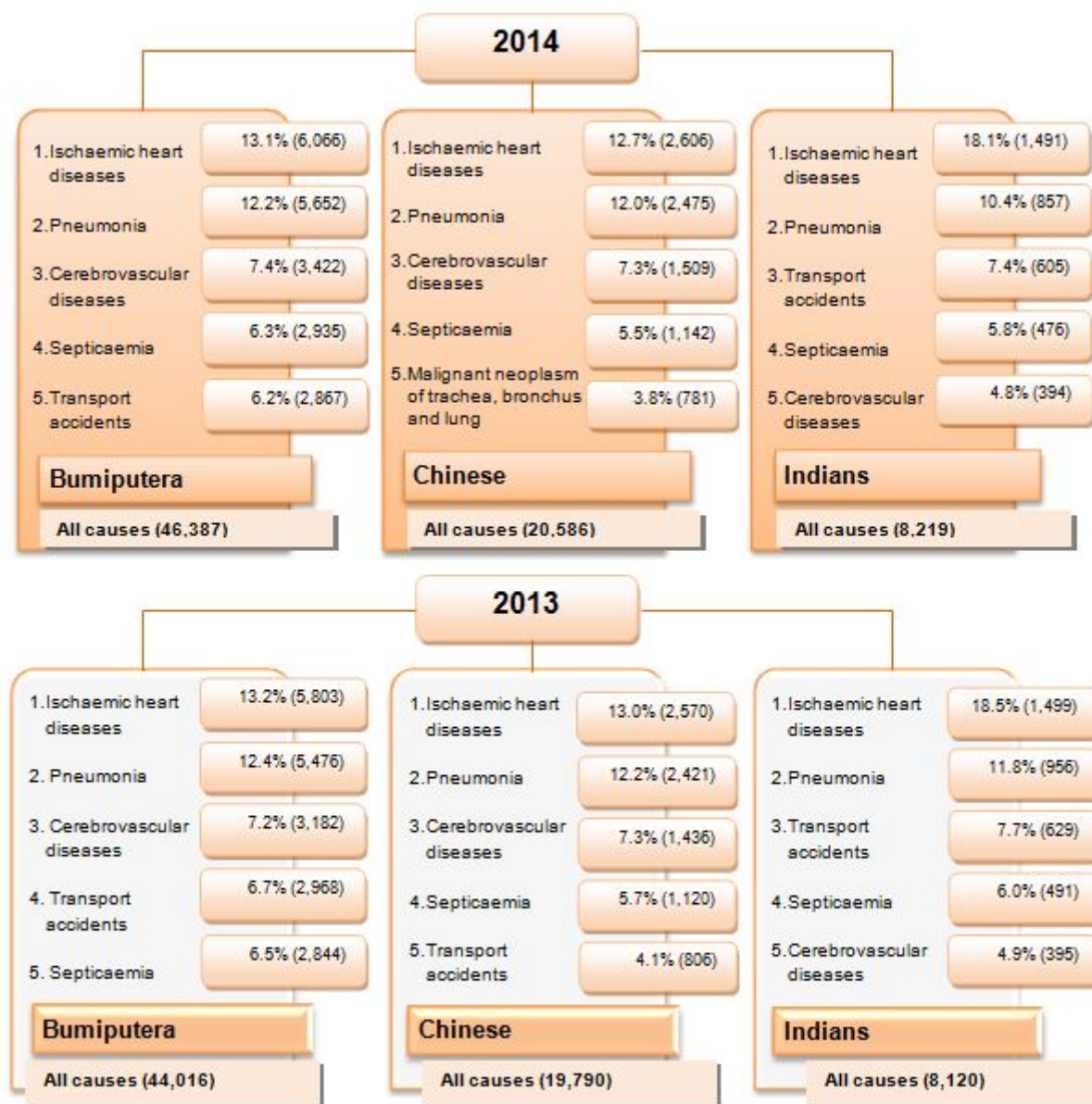
Notes:

- The statistics are based on the medically certified causes of death.
- Values in () shows the number of deaths.

PRINCIPAL CAUSES OF DEATH BY ETHNIC GROUP

An ischemic heart disease was ranked first for causes of death for all ethnic groups in 2014, Bumiputera (13.1%), Chinese (12.7%) and Indians (18.1%). If compared to 2013, this percentage decreased for all ethnic groups i.e. Bumiputera (13.2%), Chinese (13.0%) and Indians (18.5%).

Diagram 3: Five principal causes of death by ethnic group, Malaysia, 2013 and 2014



Notes:

- The statistics are based on the medically certified causes of death.
- Values in () shows the number of deaths.

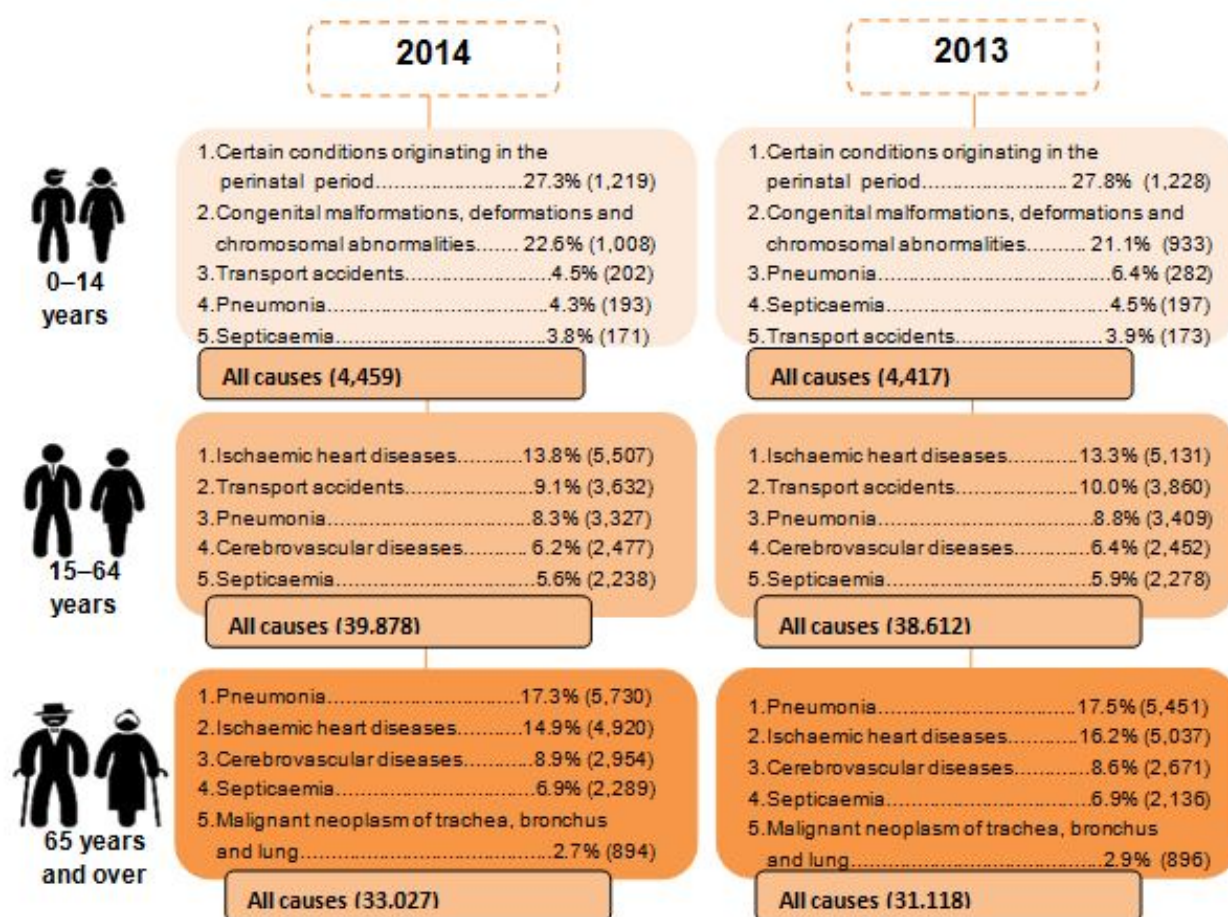
PRINCIPAL CAUSES OF DEATH BY AGE GROUP

The number of deaths due to certain conditions originating in the perinatal period or pre-mature babies recorded the highest percentage for the population aged 0 to 14 years in 2014 (27.3%). It decreased by 0.5 percentage points as compared to 2013 (27.8%).

Ischaemic heart diseases or heart diseases was the principal cause of death for the population aged 15 to 64 years. It recorded 13.8 per cent in 2014 and increased by 0.5 percentage points as compared to 2013 (13.3%).

In the same year, the number of deaths due to pneumonia recorded the highest percentage among the population aged 65 years and over (17.3%). However, this percentage declined by 0.2 percentage points as compared to 2013 (17.5%).

Diagram 4: Five principal causes of death by age group, Malaysia, 2013 and 2014

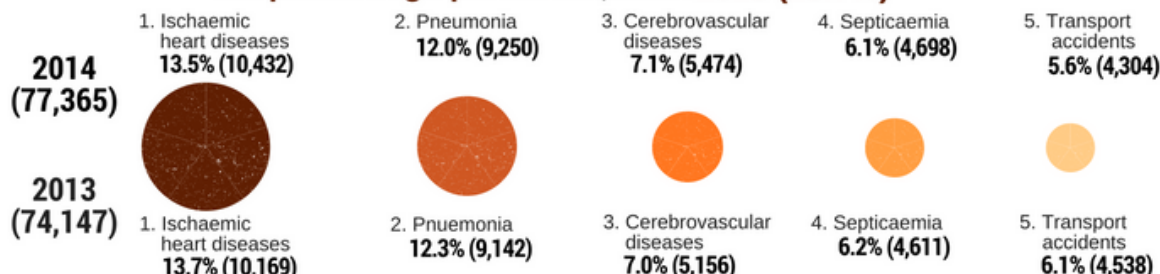


Notes:

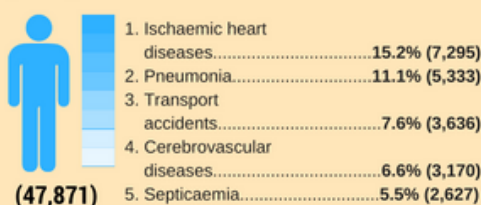
- The statistics are based on the medically certified causes of death.
- Values in () shows the number of deaths.

Principal Causes of Death, Malaysia, 2014

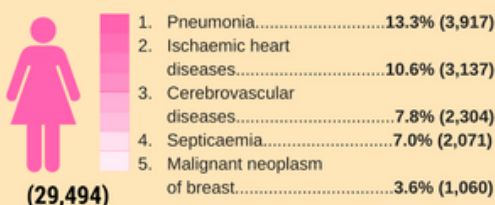
Ischaemic heart diseases was the principal cause of death in **2014 (13.5%)** with a decline of **0.2 percentage points** compared to **2013 (13.7%)**



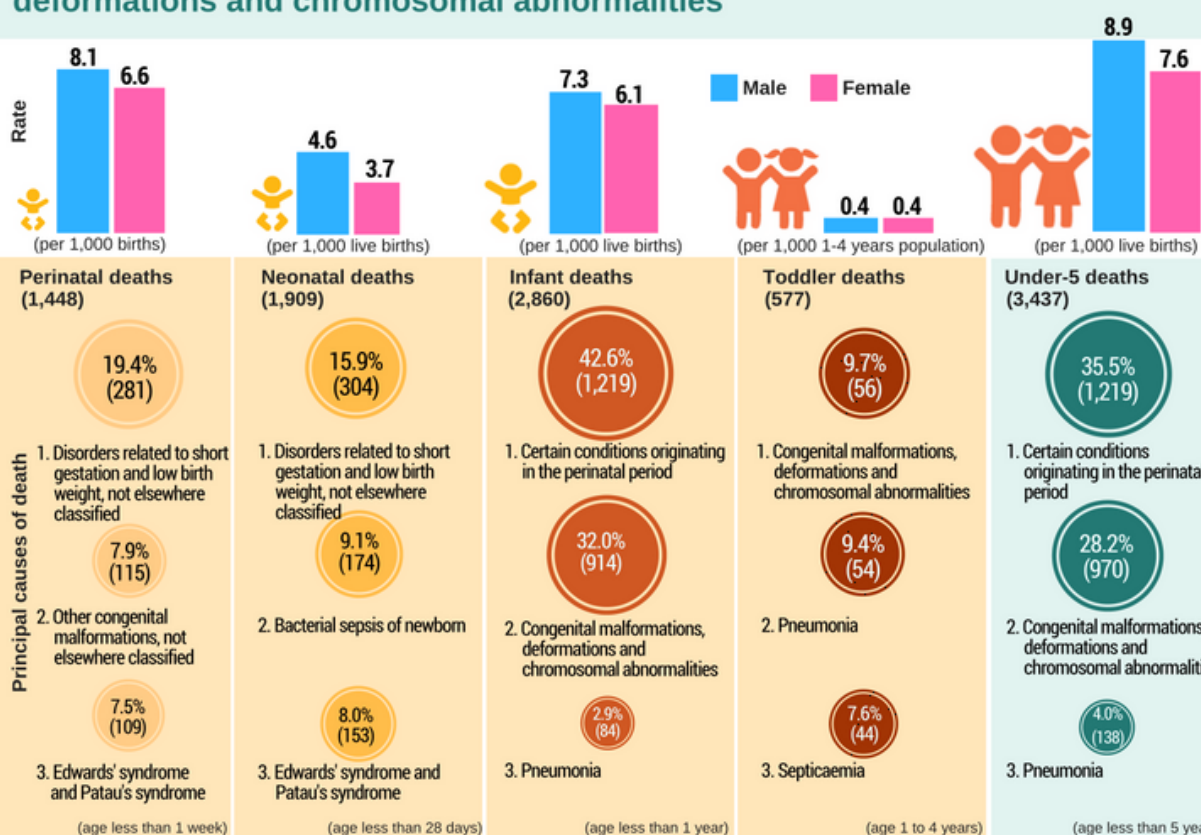
Ischaemic heart diseases was the principal cause of death for males in **2014 (15.2%)**



Pneumonia was the principal cause of death for females in **2014 (13.3%)**



Nearly two third (63.7%) of under-5 deaths in 2014 was caused by **certain conditions originating in the perinatal period** and **congenital malformations, deformations and chromosomal abnormalities**



Notes:

- The statistics are based on the medically certified causes of death (77,365 of 150,318 total deaths in 2014).
- Values in () shows the number of deaths.

Source: Statistics on Causes of Death, Malaysia, 2014
Department of Statistics, Malaysia

Released By:

**THE OFFICE OF CHIEF STATISTICIAN MALAYSIA
DEPARTMENT OF STATISTICS, MALAYSIA
5 December 2016**

Contact person:

Ho Mei Kei
Public Relation Officer
Corporate and User Services Division
Department of Statistics, Malaysia
Tel : +603-8885 7942
Fax : +603-8888 9248
Email : [\[email protected\]](#)