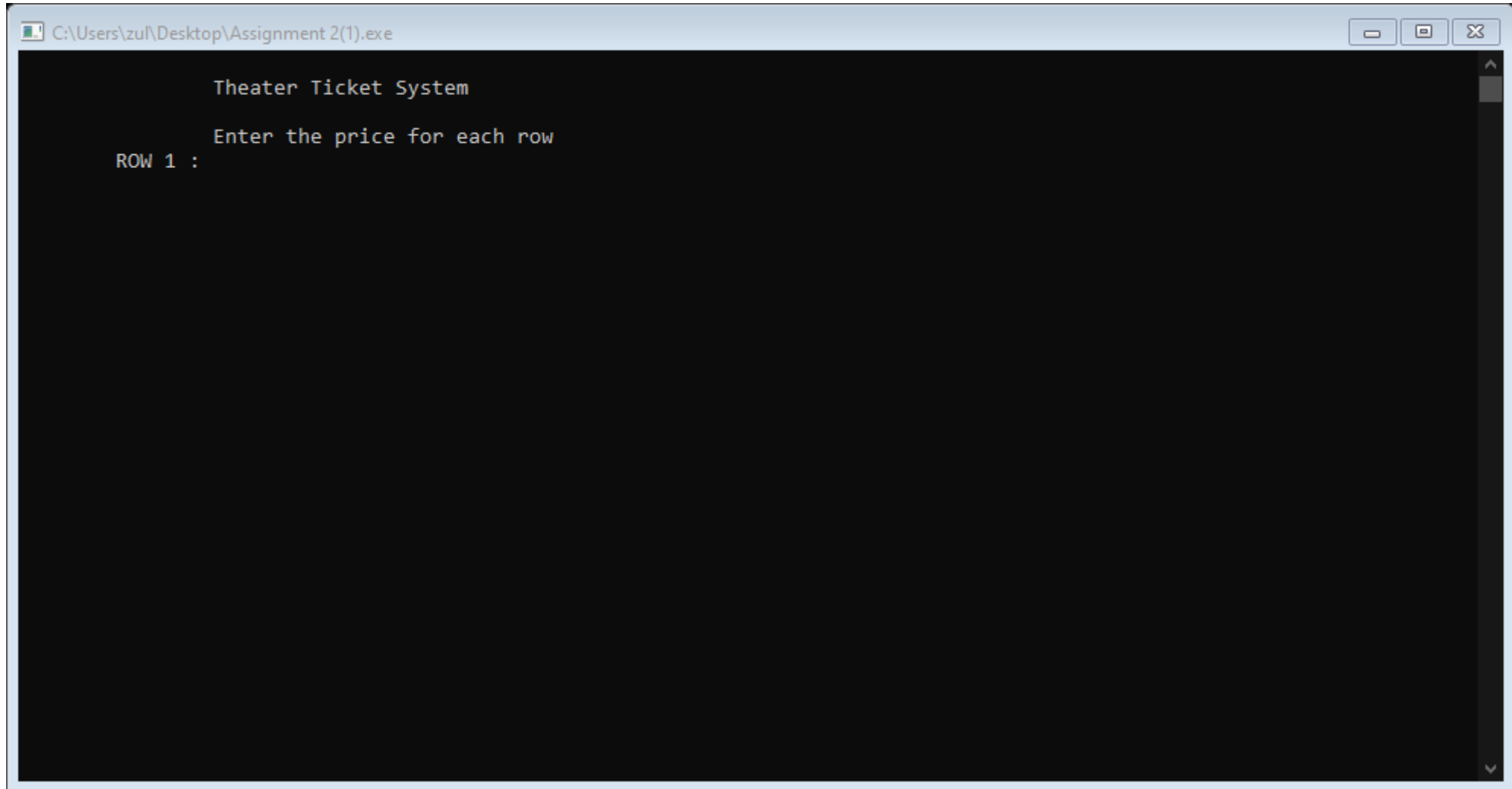
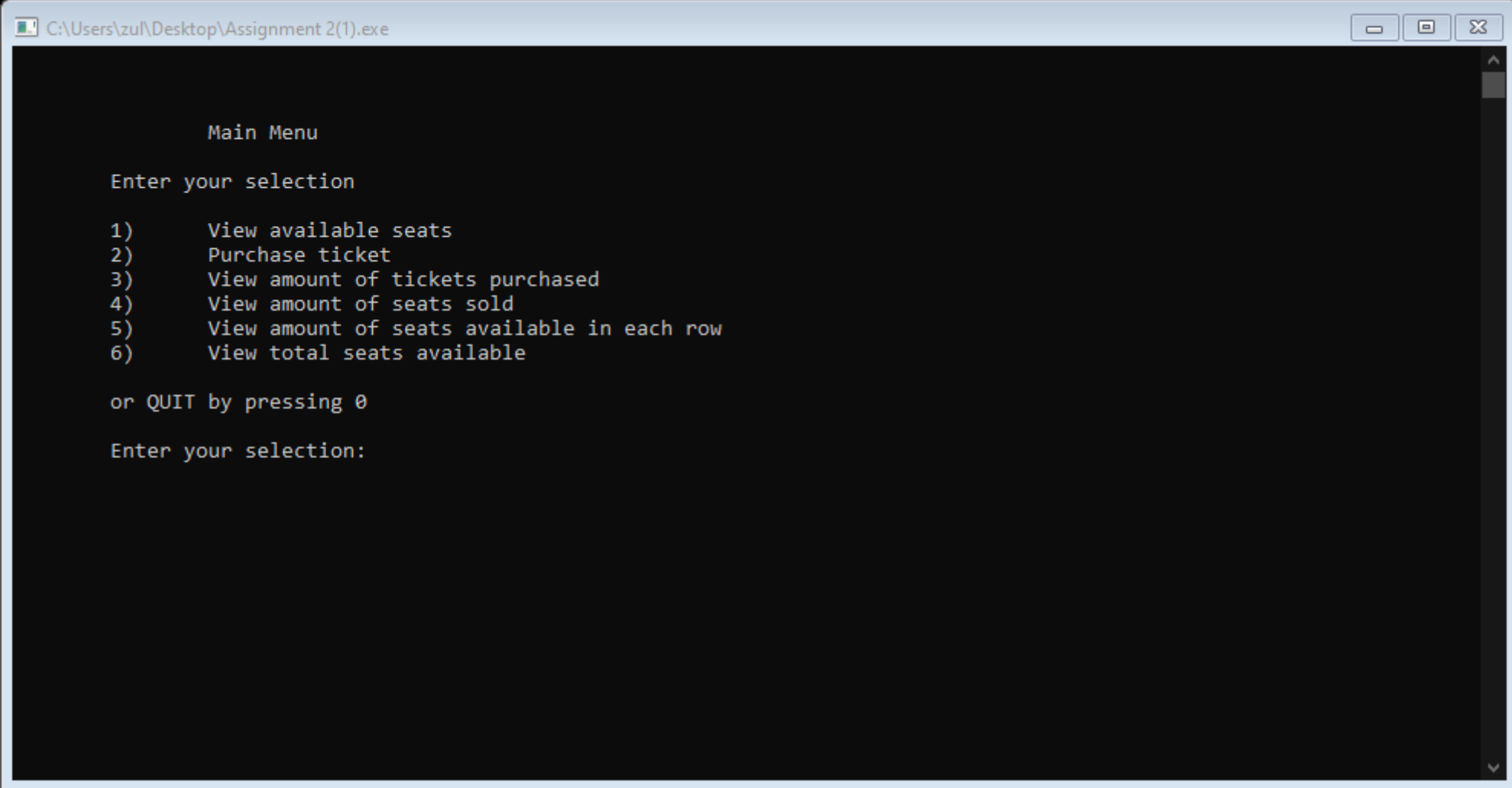


1. Prompt user to enter the price of seats for every row



2. After entering the price for each row, user will be welcomed with a menu.



```
C:\Users\zu\Desktop\Assignment 2(1).exe

Main Menu

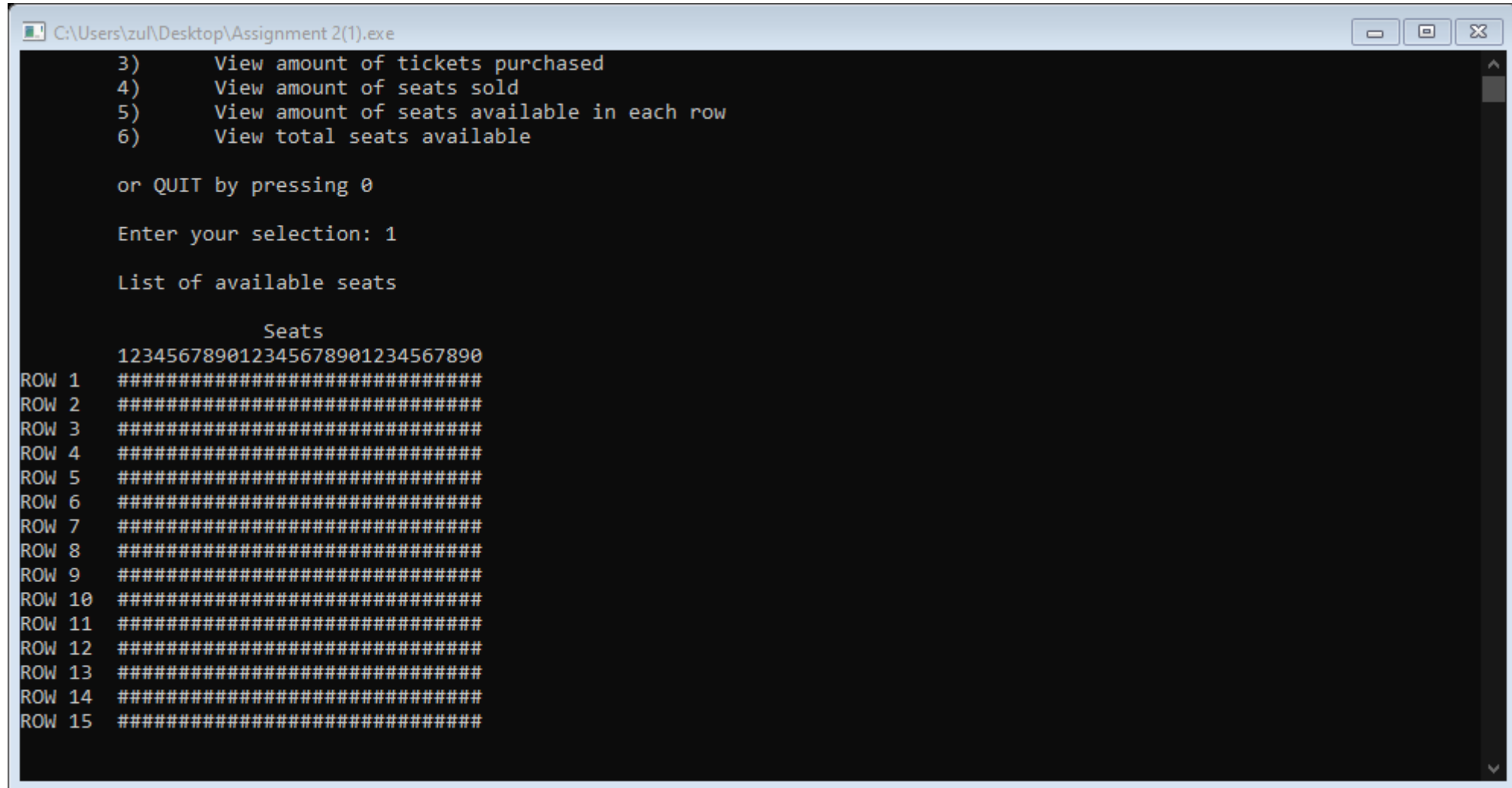
Enter your selection

1) View available seats
2) Purchase ticket
3) View amount of tickets purchased
4) View amount of seats sold
5) View amount of seats available in each row
6) View total seats available

or QUIT by pressing 0

Enter your selection:
```

3. By entering "1", user can view the available seats.



```
C:\Users\zu\Desktop\Assignment 2(1).exe
3)      View amount of tickets purchased
4)      View amount of seats sold
5)      View amount of seats available in each row
6)      View total seats available

or QUIT by pressing 0

Enter your selection: 1

List of available seats

          Seats
123456789012345678901234567890
ROW 1  #####
ROW 2  #####
ROW 3  #####
ROW 4  #####
ROW 5  #####
ROW 6  #####
ROW 7  #####
ROW 8  #####
ROW 9  #####
ROW 10 #####
ROW 11 #####
ROW 12 #####
ROW 13 #####
ROW 14 #####
ROW 15 #####
```

4. By entering 2, user can purchases tickets in group or individually.

```
C:\Users\zul\Desktop\Assignment 2(1).exe

Main Menu

Enter your selection

1) View available seats
2) Purchase ticket
3) View amount of tickets purchased
4) View amount of seats sold
5) View amount of seats available in each row
6) View total seats available

or QUIT by pressing 0

Enter your selection: 2
Enter the amount of tickets:
```

```
Enter your selection: 2
Enter the amount of tickets: 3

Ticket 1:
Enter the row of your seat: 2
Enter the column of your seat: 5

Ticket 2:
Enter the row of your seat: 2
Enter the column of your seat: 6

Ticket 3:
Enter the row of your seat: 2
Enter the column of your seat: 7

Total price: RM45.00
```

5. The total price of the tickets will be shown.

6. By selecting 3, user can view the amount of tickets sold and their total cost.

```

Main Menu

Enter your selection

1)    View available seats
2)    Purchase ticket
3)    View amount of tickets purchased
4)    View amount of seats sold
5)    View amount of seats available in each row
6)    View total seats available

or QUIT by pressing 0

Enter your selection: 3

The amount of ticket sold are 3
Total price: RM45.00
```

7. By entering 4, user can view the amount of seats been sold.

```
C:\Users\zu\Desktop\Assignment 2(1).exe
Main Menu

Enter your selection

1)      View available seats
2)      Purchase ticket
3)      View amount of tickets purchased
4)      View amount of seats sold
5)      View amount of seats available in each row
6)      View total seats available

or QUIT by pressing 0

Enter your selection:
4

The amount of seats sold are 3
```

8. By entering 5, user can view the seats available in each row.

```
Enter your selection: 5
```

```
The amount of seat available in each row:
```

```
Row 1: 30
```

```
Row 2: 27
```

```
Row 3: 30
```

```
Row 4: 30
```

```
Row 5: 30
```

```
Row 6: 30
```

```
Row 7: 30
```

```
Row 8: 30
```

```
Row 9: 30
```

```
Row 10: 30
```

```
Row 11: 30
```

```
Row 12: 30
```

```
Row 13: 30
```

```
Row 14: 30
```

```
Row 15: 30
```

```
Main Menu
```

```
Enter your selection
```

9. Entering 6, user can view the total seats available in the theatre.

Main Menu

Enter your selection

- 1) View available seats
- 2) Purchase ticket
- 3) View amount of tickets purchased
- 4) View amount of seats sold
- 5) View amount of seats available in each row
- 6) View total seats available

or QUIT by pressing 0

Enter your selection: 6

The total seats available are 450