

PENGENALAN BAHASA MELAYU

Halimah Binti Ma'alip
Akademi Bahasa
Fakulti Sains Sosial dan Kemanusiaan
Universiti Teknologi Malaysia

THE ALPHABET

- o Is written in romanised script consists of alphabets A to Z.
- o So Bahasa Melayu is not phonetics.
- o Words in Bahasa Melayu are syllable.
- o From all of the alphabets, five letters are vowels while the rest of the alphabets are consonants.

THE VOWELS

a

Is pronounced as aa

saya (I)



ayah (father)



o

is pronounced as o

bola (ball)



botak (bald)

o i

is pronounced as ee

ibu (mother)



api (fire)



o u

is pronounced as oo

buku (book)



ular (snake)



o e (taling) Is pronounced as a in English letter

meja (table)



ekor (tail)



o e (pepet) Is pronounced as eer

peta (map)



ketam (crab)



THE DIPHTONGS


o ai is pronounced as ie
misai (moustache)



o au is pronounced as ow
pisau (knife)



o oi is pronounced as ouy
koboi (cow boy)



THE CLUSTER

o ng

is pronounced like sing.
tangan (hand)



o ny

is pronounced like new.
nyamuk (mosquito)



SYLLABLE WORD IN BAHASA MELAYU

- o Bahasa Melayu is pronounced by syllables.
- o Example, bu-ku, a-yah, me-ja, and pi-sau.
- o To separate a word into syllables, there are some keys to follow:
- o If there is a consonant in the middle between vowels, separation is before consonant.
NA-MA (name)
- o If there are two vowels follows each other, separation is between the vowels.
MA-IN (play)

ANGKA/NOMBOR (NUMBERS)

| | | | | | |
|----|--------------|---------|----|----------------|-------------|
| 0 | kosong/sifar | (zero) | | | |
| 1 | satu | (one) | 11 | sebelas | (eleven) |
| 2 | dua | (two) | 12 | dua belas | (twelve) |
| 3 | tiga | (three) | 13 | tiga belas | (thirteen) |
| 4 | empat | (four) | 14 | empat belas | (forteen) |
| 5 | lima | (five) | 15 | lima belas | (fifteen) |
| 6 | enam | (six) | 16 | enam belas | (sixteen) |
| 7 | tujuh | (seven) | 17 | tujuh belas | (seventeen) |
| 8 | lapan | (eight) | 18 | lapan belas | (eighteen) |
| 9 | sembilan | (nine) | 19 | sembilan belas | (nineteen) |
| 10 | sepuluh | (ten) | 20 | dua puluh | (twenty) |

21 dua puluh satu

100 seratus/satu ratus
(one hundred)

32 tiga puluh dua

102 seratus dua

45 empat puluh lima

217 dua ratus tujuh belas

53 lima puluh tiga

354 tiga ratus lima puluh empat

67 enam puluh tujuh

400 empat ratus

78 tujuh puluh lapan

528 lima ratus dua puluh lapan

80 lapan puluh

763 tujuh ratus enam puluh tiga

99 sembilan puluh sembilan


899 lapan ratus sembilan puluh sembilan

1000 seribu/satu ribu (one thousand)

WARNA (COLOUR)



kuning hijau hitam



biru putih merah



kelabu ungu coklat

HARI DAN BULAN (DAY AND MONTH)

Hari (Day)

Isnin (Monday)
Selasa (Tuesday)
Rabu (Wednesday)
Khamis (Thursday)
Jumaat (Friday)
Sabtu (Saturday)
Ahad/Minggu (Sunday)

Bulan (Month)

Januari
Februari
Mac
April
Mei
Jun
Julai
Ogos
September
Oktober
November
Disember

UNGKAPAN (PHRASE)

o Apa khabar?

How are you?

o Khabar baik.

Fine.

o Siapa nama anda?

What is your name?


o Nama saya Toshiro.

My name is Toshiro.



o Anda dari mana?

Where are you from?



o Saya dari Jepun.

I'm from Japan.



o Apa kerja anda?

What is your job?



o Saya pelajar universiti.

I'm a university student.



o Apa hobi awak?

What is your hobby?



o Hobi saya kumpul setem.

My hobby is collecting stamp.



o Awak suka makan apa?

What you like to eat?

o Saya suka makan sushi.

I like to eat sushi.



o Di mana tandas?

Where is the toilet?

o Tandas ada di sudut sana.

The toilet is at the corner.



o Pukul berapa sekarang?

What time is now?

o Pukul satu lima puluh minit.

One fifty minutes/ten to two o'clock



o Siapa orang itu?

Who is that person?

o Encik Yusof.

Mr. Yusof




o Awak kenal dia?

Do you know him/her?

o Ya. Dia kawan saya.

Yes. He/she is my friend.



o Saya tidak faham.

I don't understand.

o Tolong jelaskan lagi.

Please explain again.



o Tolong tunggu sini

Please wait here.

o Baiklah.

All right.



o Ini berapa ringgit?.

How much is this?



o Ini dua ringgit lima puluh sen.

This is two ringgit and fifty cents.



o Itu buah apa?

What fruit is that?

o Itu buah durian.

That is durian.



o Selamat pagi.

Good morning.



o Selamat tengah hari.

Good afternoon. (12-00-12.59 PM)



o Selamat petang.

Good afternoon. (1-00-6.59 PM)



o Selamat malam.

Good night.



o Selamat jalan. (The person who stays)

Good bye.

o Selamat tinggal. (The person who leaves)

Good bye



o Jumpa lagi. (Both person)

Good afternoon. (1-00-6.59 PM)

o Jangan lupakan saya. (Don't foerget me)

Good night.

NOMBOR ORDINAL (ORDINAL NUMBERS)

Pertama

First

Kedua

Second

Ketiga

Third

Keempat

Fourth

Kelima

Fifth

Keenam

Sixth

Ketujuh

Seventh

Kelapan

Eighth

Kesembilan

Ninth

Kesepuluh

Tenth

Kesebelas

Eleventh

Kedua puluh satu

Twenty first

NOMBOR PECAHAN (FRACTIONS)

| | | | |
|---------------|-----------------------|---------------|----------------------|
| $\frac{1}{2}$ | setengah | $\frac{2}{3}$ | dua per tiga |
| $\frac{1}{3}$ | satu per tiga | $\frac{3}{4}$ | tiga per empat |
| $\frac{1}{4}$ | suku, satu per empat | $\frac{3}{8}$ | tiga per lapan |
| $\frac{1}{8}$ | satu per lapan | | |
| + | campur, tambah | - | tolak, kurang |
| % | peratus | ÷ | bahagi |
| √ | punca kuasa | x | darab, kali |
| = | sama dengan | | |
| . | titik perpuluhan (2.3 | | dua perpuluhan tiga) |
| : | nisbah (2:3 | | dua nisbah tiga) |

WAKTU/MASA (TIME)

saat (second)
minit (minute)
jam (hour)
pukul (o'clock)

pagi (morning)

tengah hari (afternoon)

petang (evening)

malam (night)

tengah malam (mid night)

subuh (dawn)

hari ini (today)

semalam (yesterday)

kelmarin (the day before yesterday)

esok/besok (tomorrow)

lusa (the day after tomorrow)

malam tadi (last night)

malam ini (tonight)

pagi tadi (this morning) – Past Tense

pagi ini (this morning) – Present Tense

KATA GANTI NAMA (PRONOUNS)

1. saya, aku (I, me)

Saya orang Pakistan.

I am a Pakistani.

Saya belum berkahwin.

I am not married.

Saya belajar Bahasa Melayu.

I learn Bahasa Melayu.

2. awak, anda, engkau (you *singular) kalian, anda semua (you *plural).

Awak tinggal di mana?

Where do you live?

Anda seorang guru?

Are you a teacher?

Engkau boleh pergi.

You can go.

Anda semua lulus ujian ini.

All of you passed this exam.

3. dia (he or she), beliau (respectful), -nya (his or hers)

Dia kawan saya.

He/she is my friend.

Beliau guru saya.

He/she (respectful) is my teacher.

Rumahnya besar.

His/her house is big.

4. kami (we *exclude)

Kami suka makan nasi ayam.

We like to eat nasi ayam.

Malam ini kami ada mesyuarat.

Tonight we have a meeting.

5. kita (we *include)

Kita harus pergi sekarang.

We have to go now.

Bila kita akan jumpa lagi?

When will we meet again?

6. mereka (they)

Mereka pelajar UTM.

They are UTM's students.

Kenapa mereka belum datang?

Why are they have not come?

KATA SENDI NAMA (PREPOSITIONS)

1. **di, ke, dari (used for place and time)**
di (in, at) == location
ke (to, towards) == direction/process
dari (from) == source

Contoh (Examples):

- i. **Semalam dia duduk di sini. (Yesterday he sat here.)**
- ii. **Ahmad tinggal di Taman Universiti. (Ahmad lives in Taman Universiti.)**
- iii. **Dia mahu pergi ke Kuala Lumpur. (He/she wants to go to Kuala Lumpur.)**
- iv. **Mereka sedang menuju ke sini. (They are coming toward here.)**
- v. **Saya sudah menunggu awak dari pukul tujuh pagi.
(I had waited for you from seven o'clock in the morning.)**
- vi. **Atiq datang dari Pakistan. (Atiq came from Pakistan.)**

2. **kepada, daripada, pada** (used for human and things)

kepada (to) == directions for human

daripada (from) == source for things

pada (at, on) == position

Contoh (Examples):

- i. Ibu memberi wang kepada adik. (Mother gives money to younger brother/sister.)
- ii. Sarah menulis surat kepada Fatimah. (Sarah write a letter to Fatimah.)
- iii. Meja itu dibuat daripada kayu. (That table is made of wood.)
- iv. Saya mendapat biasiswa daripada UTM. (I got a scholarship from UTM.)
- v. Buku awak ada pada Siti. (Your book is with Siti.)
- vi. Tuliskan nama anda pada buku itu. (Write your name on that book.)

KATA ADJEKTIF (ADJECTIVES)

In Bahasa Melayu adjectives are used to describe nouns.

1. Warna (colour)

merah, biru, kuning, putih, hitam, hijau, jingga, ungu, kelabu
(red, blue, yellow, white, black, green, orange, purple/violet, grey)

Contoh (Examples):

- i. Kereta saya bewarna merah.
(My car is red (in colour).)
- ii. Adik suka warna biru.
(Younger brother/sister like blue colour.)
- iii. Warna bendera Malaysia ialah merah, putih, kuning, dan biru.
(The colour of Malaysian flag are red, white, yellow, and blue.)

2. Bentuk (shape)

bulat, lonjong/ bujur, tiga segi/persegi, empat segi/persegi
(round, oval, triangle, square)

Contoh (Examples):

- i. Bentuk bola tennis bulat.
(The shape of tennis ball is round.)
- ii. Bentuk bola rugby lonjong.
(The shape of rugby ball is oval.)

3. Ukuran (size)

besar, kecil, panjang, pendek, tinggi, rendah, kurus, gemuk
(big, small, long, short, tall, low, thin, fat)

Contoh (Examples):

- i. Rumah Ali besar.
(Ali's house is big.)
- ii. Rambut Siti panjang.
(Siti's hair is long.)

4. Sifat (character)

malas, rajin, baik, jahat, garang, pandai, bodoh, sombong
lazy, hard working, kind, bad, fierce, clever, stupid, proud

Contoh (Example):

- i. Ali pelajar yang rajin
(Ali is a hard working student.)
- ii. Ibu kucing itu sangat garang.
(The mother cat is so fierce.)

5. Deria (sense)

- a. Bau (smell) e.g. busuk, wangi/ harum, hapak, hanyir
smelly, pleasant/nice smell, musty, fishy
- b. Rasa (taste) e.g. sedap/enak, manis, masin, pahit, tawar, pedas
delicious, sweet, salty, bitter, tasteless, hot
- c. Pancaindera (sight) e.g. cantik/lawa/jelita, kacak, comel
beautiful, handsome, cute
- d. Raba (touch/feel) e.g. halus, kasar, licin, basah, lembab
soft, rough, smooth, wet, damp
- e. Pendengaran (hear)
e.g. merdu, sumbang, nyaring, garau
pleasant sound, weird sound, high pitched, harsh

Contoh (Examples):

- i. Bau bunga mawar wangi
Rose has a pleasant smell.
- ii. Nasi goreng ini pedas.
This nasi goreng is hot.
- iii. Gadis itu cantik.
That young lady is beautiful.
- iv. Kain sutera China halus.
China silk (cloth) is soft.
- v. Suara Siti Nurhaliza sangat merdu.
Siti Nurhalizah's voice is so pleasant.

KATA TANYA (QUESTIONS WORD)

1. Siapa (Who)

- It is use for a person only.

Examples:

- i. **Siapa nama anda?**
What is your name?
- ii. **Siapa mahu pergi ke Kuala Lumpur?**
Who wants to go to Kuala Lumpur?
- iii. **Ini buku siapa?**
Who's book is this?

2. Berapa (How much/how many)

- It is use for number/amount/value

Examples:

- i. Berapakah harga kereta itu?
How much (price) is that car?
- ii. Ahmad datang pukul berapa?
Ahmad comes/came at what time?
- iii. Berapa kali awak sudah pergi ke Indonesia?
How many times have you been to Indonesia?

3. Apa (What)

- It is use for thing/object.

Examples:

i. Apakah warna kesukaan anda?

What is your favorite colour?

ii. Apa nama buah ini?

What is the name of this fruit?

iii. Fatimah suka makan apa?

What does Fatimah likes to eat?/

Fatimah like to eat what?

4. Bagaimana (How)

- It is use to ask about a condition.

Examples:

- i. Bagaimana mahu pergi ke rumah Abdul Ghaffar?

How to go to Abdul Ghaffar's house?

- ii. Bagaimana keadaan ibu awak?

How is you mother's conditions?

- iii. Bagaimanakah perniagaan anda?

How is your business?

.

5. Kenapa/Mengapakah (Why)

- It is use to ask for reason

Examples:

- i. Mengapakah Muhammad tidak pergi ke Kuala Lumpur?

Why Mohammad do not want go to Kuala Lumpur?

- ii. Kenapa awak tidak telefon saya semalam?

Why you never call me yesterday?

- iii. Kenapa dia marah?

Why is he/she angry?

6. Mana (Where)

- It is use in general.

Examples:

- i. **Mana buku saya?**
Where is my book?
- ii. **Mana kawan anda?**
Where is your friend?
- iii. **Mana nota saya?**
Where is my note?

a. **Di mana (definite location)**

Examples:

i. Di mana anda tinggal?/Anda tinggal di mana?

Where do you live/stay?

ii. Anda letak buku saya di mana?

Where do you put my book?

iii. Di mana Muzium Negara?

Where is the National Muzium?

b. Ke mana (definite direction)

Examples:

- i. Ke mana awak pergi semalam?
Where did you go yesterday?
- ii. Awak pergi ke mana semalam?
Where did you go yesterday
- iii. Semalam awak pergi ke mana?
Where did you go yesterday?

c. Dari mana (definite source)

Examples:

- i. Mariam datang dari negara mana?
Mariam came from which country?
- ii. Dari manakah barang-barang ini dibeli?
Where are these goods/things bought from?
- iii. Barang-barang ini dibeli dari mana?
Where are these goods/things are bought?

d. Yang mana (select the think/given choice and definite thing)

Examples:

i. Awak suka warna yang mana?

Which colour do you like?

ii. Mereka mahu baju yang mana?

They want which shirt/dress?

iii. Puan Aminah beli rumah yang mana?

Puan Aminah bought which house?

Important Note:

Particle kah is use with the questions word if the word is situated infront of the sentences (in standard written language).

AYAT DASAR (BASIC SENTENCE)

I. Pattern 1

| Subjek | + | Predikat |
|-----------------|---|-----------------|
| Umur saya | | 35 tahun. |
| Kereta Ali | | baharu. |
| Rumahnya/dia | | besar. |
| Ini | | sekolah. |
| Itu | | Encik Rahmat. |
| Buku ini | | sangat mahal. |
| Kanak-kanak itu | | menangis. |

II. Pattern 2

| Subjek | + | Predikat | + | Objek |
|---------------|----------|-----------------|----------|-----------------|
| Ayah | | sayang | | kami. |
| Guru | | marah | | Zahid. |
| Dia | | beli | | buku. |
| Kucing | | kejar | | tikus. |
| Kakak | | tulis | | surat. |
| Abang | | main | | bola keranjang. |

III. Pattern 3

| Subjek | + | Predikat | ± | Keterangan |
|------------|---|--------------|---|------------------|
| Mereka | | pergi | | ke perpustakaan. |
| Kawan saya | | sudah sampai | | semalam. |
| Adik | | menangis | | dengan kuat. |
| Baju awak | | ada | | di kedai dobi. |
| Kami | | belajar | | dengan rajin. |
| Ibu | | sedang masak | | di dapur. |
| Abdullah | | datang | | dari Sudan. |